

Boardmount Connectors OM18

TECHNICAL SPECIFICATIONS

Material insulator: Glass filled Polyetersulfone
UL94 V0

Number of contacts: 18

Material contacts: High conductive copper alloy

Plating: Gold flash over Ni

Oper. temperature: -55°C to 125°C

Current rating: 7.5 A

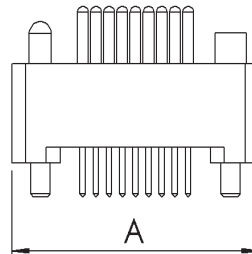
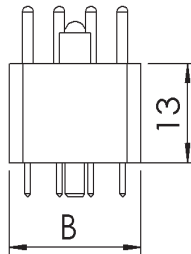
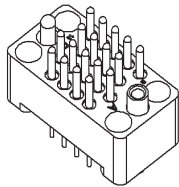
Contact resistance: < 3 mΩ

Insulation resistance: > 5000 MΩ

Operating voltage: 750 V RMS

Durability: 500 contact cycles

Colour insulator: Green



| TYPE | A | B |
|------|------|-----|
| OM9 | 33,3 | 9,5 |
| OM18 | 35,8 | 19 |
| OM34 | 51 | 19 |

PART NUMBERING SYSTEM

OM - 18 - P - 34

Series: _____

OM

Number of contacts: _____

9, 18 and 34

Gender: _____

H = Female

P = Male

Guide pins: _____

1 = Pin

2 = Socket

3 = Threaded

4 = Threaded socket

DESCRIPTION

- OM Series, straight contacts for pcb mounting
- OMV Series, angled contacts for pcb mounting
- OK Series, straight contacts for cable mounting